

Scaled data based on original data using
LM-79-08 Approved Method: Electrical and Photometric Measurements of Solid-
State Lighting Products

Test Report Prepared for
Cooper Lighting Solutions
(formerly Eaton)

Brand: McGRAW-EDISON

Report Number: P386846

Luminaire Tested: **GWC-SA2C-740-U-T3-HSS**

Issue Date: 3/3/2020

Test Information

Test Method: LM-79-08
Report Number: P386846
TEST IS SCALED FROM IESNA LM-79-08 TEST DATA (G2-1903-205-15)
Test Lab: INNOVATION CENTER
Issue Date: 3/3/2020
Manufacturer: COOPER LIGHTING SOLUTIONS (FORMERLY EATON)
Product Line: MCGRAW-EDISON
Catalog Number: GWC-SA2C-740-U-T3-HSS
Description: GALLEON WALL LUMINAIRE
(2) 70 CRI, 4000K, 1050mA LIGHTSQUARES WITH 16 LEDS EACH AND TYPE III OPTICS WITH HOUSE SIDE SHIELD
Light Source: -
Ballast/Driver: ELECTRONIC DRIVER

Summary

Lumens per Lamp: N/A
Luminaire Lumens: 10758 lumens
Efficiency: N/A
Efficacy: 95.2 lumens/watt
Luminous Opening: Rectangular (W 1' x L: 0.5' x H: 0')
IES Classification: Type III - Short
BUG Rating: B1 - U0 - G2

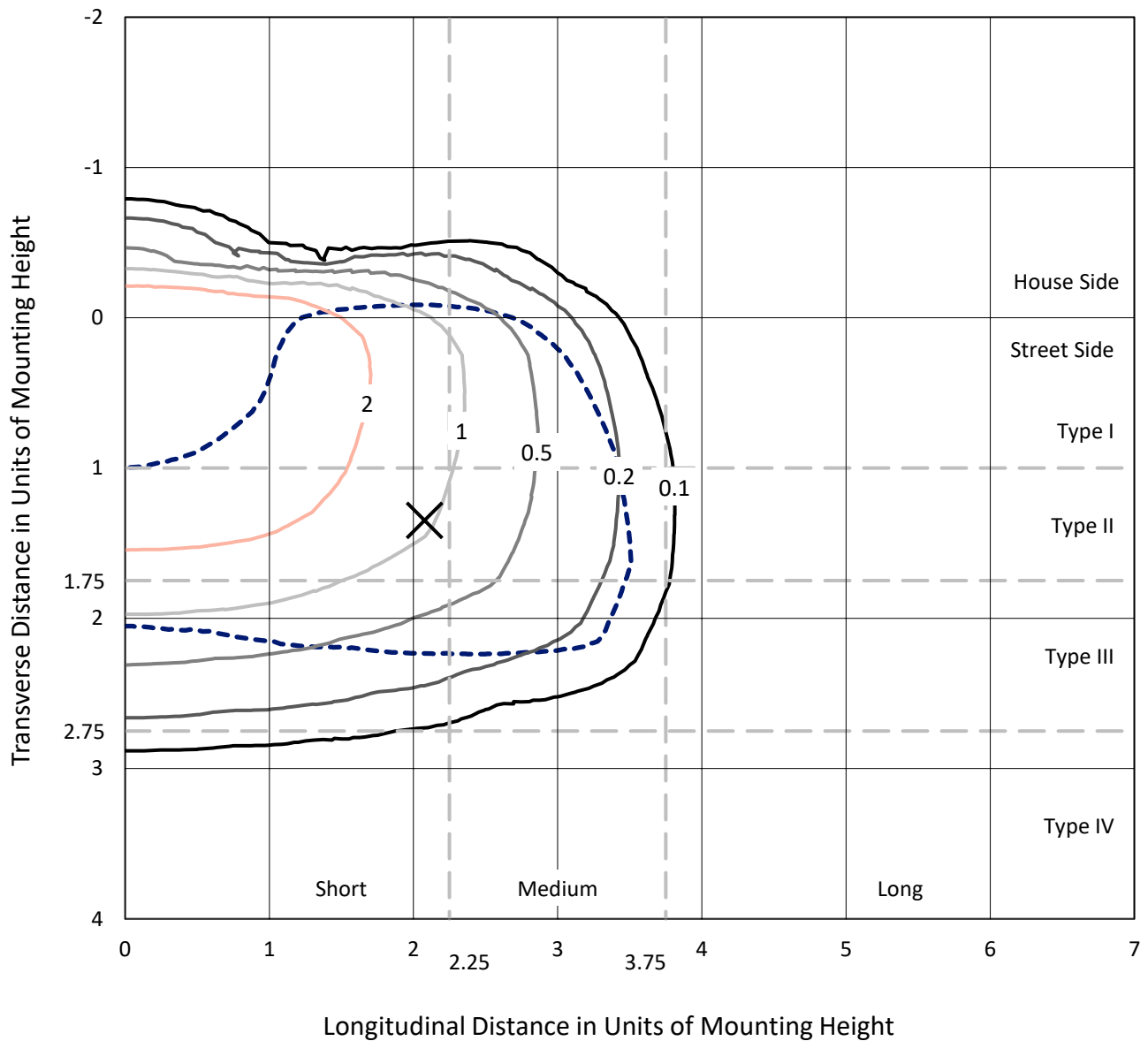
Input Watts (W): 113
Input Voltage (V): NR
Input Current (Ain): NR
Voltage Rise (V): NR
Power Factor: NR
Total Harmonic Distortion (THDi): NR
Frequency (hertz): 60
Stabilization Time: NR
Operation Time: NR
Ambient Temperature (°C): NR
Test Distance: 24 FT



REPORT NUMBER: P386846
 CATALOG NUMBER: GWC-SA2C-740-U-T3-HSS

Iso-Footcandle Lines of Horizontal Illumination

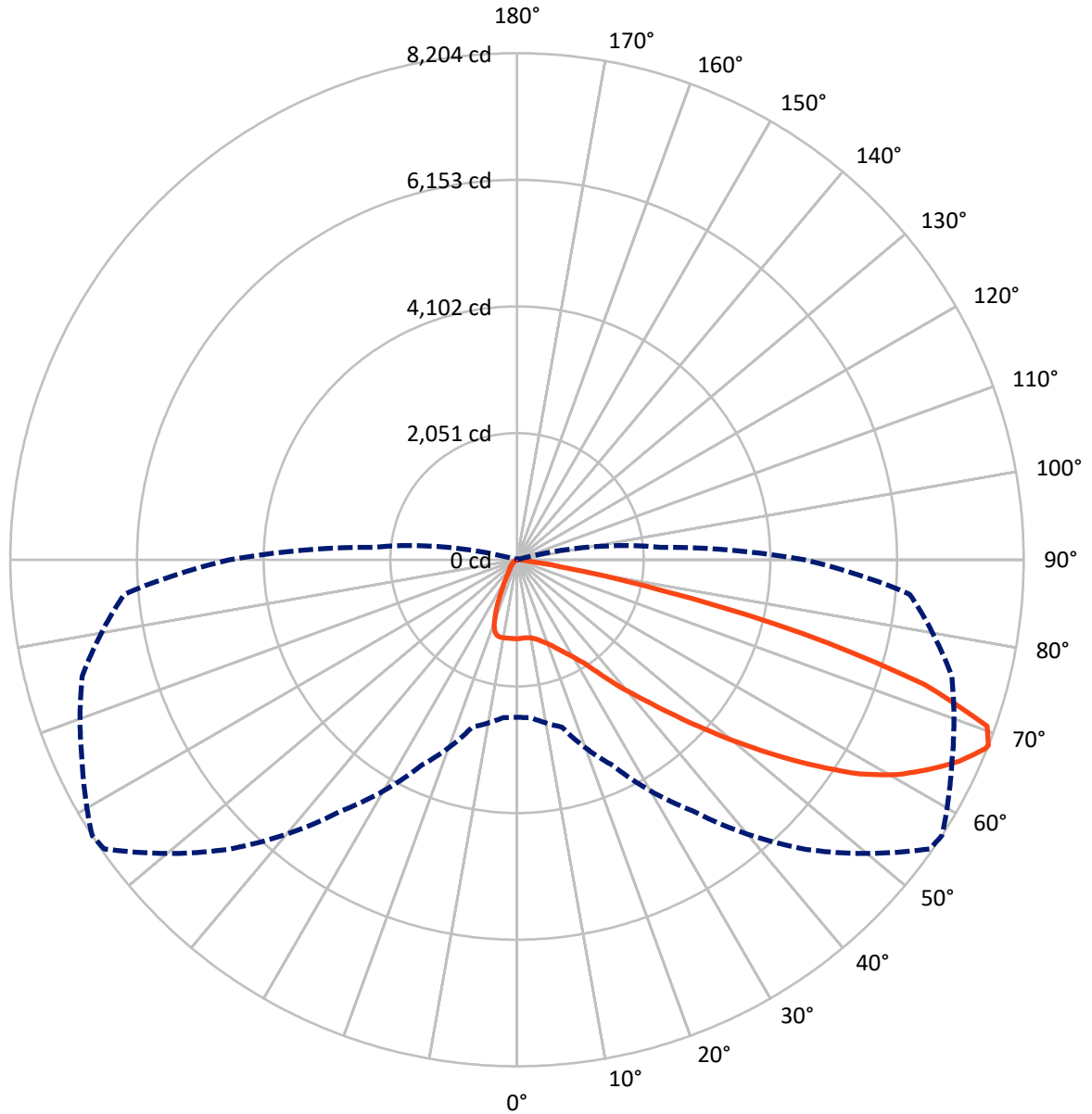
✕ Max cd
 - - - 1/2 Max cd



Based on 20 foot mounting height. Maximum calculated value = 4.1 fc
 Type III - Short - N/A

REPORT NUMBER: P386846
CATALOG NUMBER: GWC-SA2C-740-U-T3-HSS

Luminous Intensity Polar Plot



— Vertical Plane Through 57-Deg Lateral - - - Horizontal Cone Through 68-Deg Vertical



REPORT NUMBER: P386846

CATALOG NUMBER: GWC-SA2C-740-U-T3-HSS

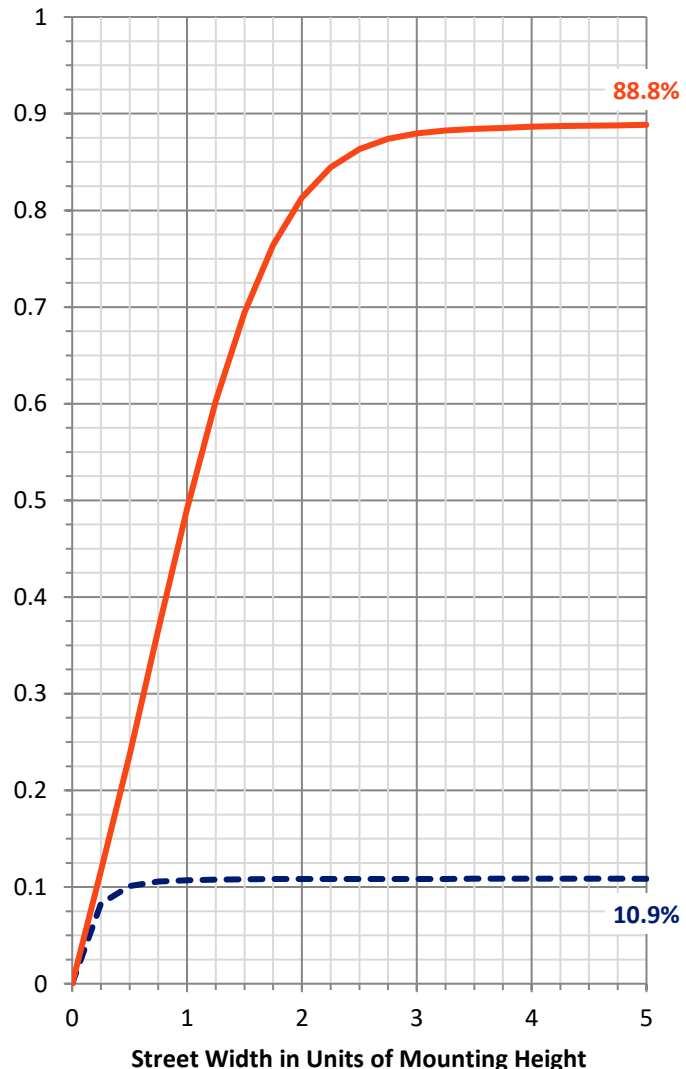
FLUX DISTRIBUTION:

		Downward	Upward	Total
House Side	Lumens	1179.7	0.0	1179.7
	% Fixture	11.0	0.0	11.0
Street Side	Lumens	9578.3	0.0	9578.3
	% Fixture	89.0	0.0	89.0
Total	Lumens	10758.0	0.0	10758.0
	% Fixture	100.0	0.0	100.0

Coefficient of Utilization

ZONAL LUMENS:

Zone	Lumens	% Fixture
0°-10°	119.6	1.1
10°-20°	331.5	3.1
20°-30°	571.9	5.3
30°-40°	987.1	9.2
40°-50°	1688.4	15.7
50°-60°	2701.2	25.1
60°-70°	3121.0	29.0
70°-80°	1192.6	11.1
80°-90°	44.7	0.4
90°-100°	0.0	0.0
100°-110°	0.0	0.0
110°-120°	0.0	0.0
120°-130°	0.0	0.0
130°-140°	0.0	0.0
140°-150°	0.0	0.0
150°-160°	0.0	0.0
160°-170°	0.0	0.0
170°-180°	0.0	0.0
0°-90°	10758.0	100.0
0°-180°	10758.0	100.0



REPORT NUMBER: P386846

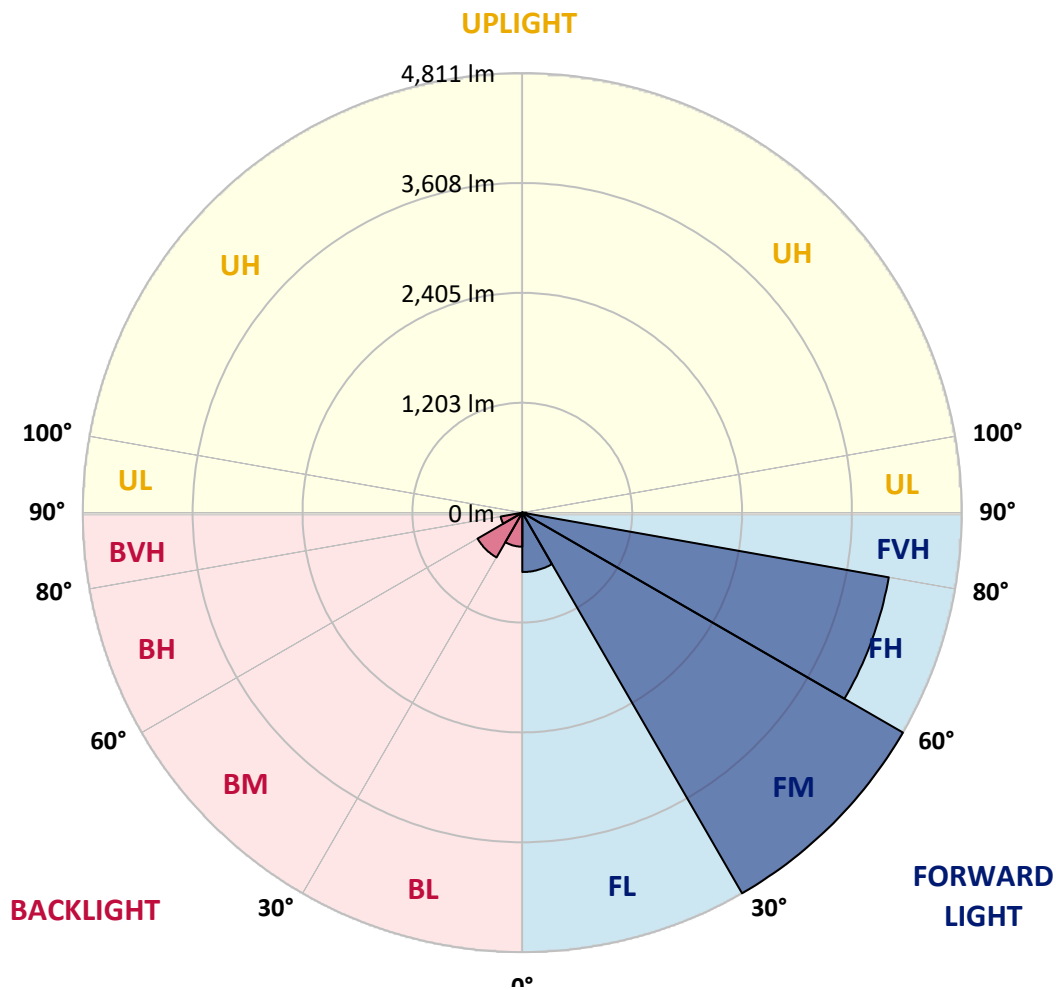
CATALOG NUMBER: GWC-SA2C-740-U-T3-HSS

LUMINAIRE CLASSIFICATION SYSTEM LUMEN TABLE AND BUG RATING:

Zone	Lumens	% Fixture	Zone Rating/Lumen Limit		
			B	U	G
FL (0°-30°)	650.2	6.0			
FM (30°-60°)	4810.9	44.7			
FH (60°-80°)	4073.3	37.9			G2/5000
FVH (80°-90°)	43.9	0.4			G1/100
BL (0°-30°)	372.8	3.5	B1/500		
BM (30°-60°)	565.8	5.3	B1/1000		
BH (60°-80°)	240.3	2.2	B1/500		G1/500
BVH (80°-90°)	0.8	0.0			G0/10
UL (90°-100°)	0.0	0.0		U0/0	
UH (100°-180°)	0.0	0.0		U0/0	

BUG Rating: B1-U0-G2

Type III Short





REPORT NUMBER: P386846

CATALOG NUMBER: GWC-SA2C-740-U-T3-HSS

CANDELA DISTRIBUTION (FULL):

	0°	5°	15°	25°	35°	45°	55°	57°	65°	75°	85°
0°	1278.3	1278.3	1278.3	1278.3	1278.3	1278.3	1278.3	1278.3	1278.3	1278.3	1278.3
2.5°	1248.3	1253.9	1258.0	1260.5	1263.6	1270.2	1272.2	1275.3	1276.8	1276.8	1280.4
5°	1199.0	1205.1	1213.7	1220.9	1235.1	1253.4	1266.6	1271.7	1280.9	1289.0	1293.6
7.5°	1153.2	1160.3	1170.5	1187.3	1211.7	1241.2	1268.7	1275.8	1293.6	1310.9	1319.5
10°	1123.7	1129.3	1142.5	1166.4	1198.5	1239.7	1278.3	1287.0	1317.5	1346.5	1362.8
12.5°	1113.5	1118.6	1132.3	1159.3	1199.0	1247.3	1300.7	1313.4	1358.2	1400.4	1423.3
15°	1128.3	1129.3	1144.0	1169.5	1208.6	1266.1	1337.9	1353.1	1409.6	1464.5	1493.0
17.5°	1185.2	1180.7	1188.3	1199.5	1230.5	1291.1	1377.0	1399.9	1475.2	1539.8	1566.8
20°	1327.7	1327.7	1310.4	1279.9	1280.4	1329.7	1429.9	1455.9	1547.9	1622.7	1647.1
22.5°	1571.3	1566.8	1532.2	1457.4	1388.7	1396.3	1494.5	1528.1	1635.4	1715.3	1723.4
25°	1864.3	1858.7	1805.3	1700.0	1581.0	1504.2	1582.0	1620.7	1739.7	1810.4	1793.6
27.5°	2174.6	2170.1	2117.2	1986.4	1817.0	1676.1	1686.3	1722.9	1846.0	1915.7	1862.3
30°	2475.3	2476.8	2424.4	2290.1	2098.3	1895.4	1818.6	1839.9	1949.3	2020.0	1943.7
32.5°	2761.2	2763.2	2717.9	2567.9	2388.8	2150.2	2001.7	1996.1	2069.3	2139.0	2051.5
35°	3016.0	3021.1	2990.1	2873.6	2683.8	2434.1	2239.2	2226.0	2239.8	2318.6	2216.9
37.5°	3261.7	3264.8	3241.4	3143.2	2984.5	2745.9	2539.4	2520.6	2491.0	2551.6	2435.1
40°	3530.8	3523.2	3496.2	3407.2	3270.9	3090.3	2861.9	2829.3	2777.9	2831.9	2722.0
42.5°	3781.1	3772.4	3777.0	3676.3	3561.3	3444.3	3237.8	3181.8	3151.8	3213.9	3074.0
45°	4093.9	4089.3	4104.6	4017.1	3924.0	3839.1	3668.7	3607.6	3594.4	3667.1	3499.8
47.5°	4402.7	4413.9	4461.2	4424.1	4386.4	4311.6	4125.0	4097.5	4105.6	4193.6	3948.9
50°	4660.1	4673.3	4803.0	4845.8	4900.2	4856.4	4669.3	4652.5	4684.5	4763.9	4432.2
52.5°	4846.3	4873.2	5034.5	5231.4	5429.7	5459.2	5272.6	5257.3	5300.5	5312.7	4805.6
55°	4975.5	4999.4	5182.0	5542.2	5946.1	6073.2	5957.3	5898.2	5890.1	5769.5	5198.3
57.5°	4998.4	4995.8	5258.3	5743.1	6351.0	6679.1	6605.8	6547.8	6381.0	6191.8	5648.5
60°	4869.2	4883.9	5188.6	5812.8	6605.3	7137.4	7143.0	7067.7	6807.8	6602.3	6084.9
62.5°	4471.4	4531.4	4839.2	5630.2	6602.3	7322.1	7536.7	7479.2	7168.4	6938.5	6527.5
65°	3826.4	3847.7	4141.2	5004.5	6156.1	7244.7	7891.3	7869.9	7493.5	7265.1	6754.9
67.5°	2794.2	2747.9	3056.2	3940.8	5212.0	6794.0	8145.6	8172.6	7744.3	7332.2	6512.7
68°	2550.1	2563.8	2803.9	3677.8	4964.8	6634.8	8162.4	8203.6	7769.2	7288.5	6380.5
70°	1520.0	1546.4	1760.6	2532.3	3777.0	5733.9	7981.3	8075.4	7620.7	6837.3	5518.8
72.5°	388.1	419.7	622.1	1133.4	2157.3	4040.0	6737.6	6896.8	6616.5	5546.7	3725.6
75°	159.7	167.9	222.3	373.4	803.7	1820.1	4440.9	4781.7	4586.8	3320.7	1683.8
77.5°	110.4	116.0	142.9	207.0	347.9	617.0	2177.2	2423.4	2183.3	1133.4	367.3
80°	79.4	83.9	102.2	137.9	199.9	220.3	709.6	820.5	651.6	248.7	91.1
82.5°	47.3	50.9	76.3	98.2	121.6	105.3	176.5	200.4	188.7	123.6	40.7
85°	23.4	27.5	51.4	70.2	65.6	44.3	53.9	60.0	74.3	75.3	21.9
87.5°	1.5	3.1	30.0	42.2	18.3	10.2	15.8	19.3	26.5	37.1	9.2
90°	0.0	0.0	0.0	0.0	0.0	0.0	0.0	0.0	0.0	0.0	0.0



REPORT NUMBER: P386846
 CATALOG NUMBER: GWC-SA2C-740-U-T3-HSS

CANDELA DISTRIBUTION (continued):

	90°	95°	105°	115°	125°	135°	145°	155°	165°	175°	180°
0°	1278.3	1278.3	1278.3	1278.3	1278.3	1278.3	1278.3	1278.3	1278.3	1278.3	1278.3
2.5°	1281.9	1282.4	1278.8	1277.3	1278.3	1272.2	1269.7	1270.7	1270.7	1272.2	1269.7
5°	1294.6	1294.6	1288.5	1280.4	1275.8	1264.1	1256.5	1254.4	1252.9	1251.9	1249.8
7.5°	1322.1	1319.0	1308.3	1290.5	1275.3	1249.8	1230.5	1220.3	1215.3	1213.2	1211.7
10°	1366.3	1360.7	1342.9	1309.9	1274.8	1229.5	1187.3	1157.3	1132.3	1122.2	1116.1
12.5°	1425.9	1417.7	1387.7	1332.8	1271.2	1187.8	1096.2	1008.2	926.3	892.7	876.0
15°	1494.5	1482.8	1435.5	1352.1	1250.4	1093.7	894.8	740.7	627.2	584.5	566.2
17.5°	1564.2	1549.0	1477.2	1364.3	1187.8	898.9	627.7	474.1	398.3	378.0	370.8
20°	1634.4	1612.0	1513.3	1355.1	1046.4	648.1	414.1	346.4	324.5	318.4	316.4
22.5°	1701.1	1666.5	1545.9	1319.5	828.7	434.9	327.6	306.2	299.1	295.5	294.5
25°	1759.0	1710.7	1574.4	1209.7	586.5	328.6	295.0	287.9	278.8	272.1	272.7
27.5°	1813.5	1755.0	1591.7	1028.6	391.2	280.8	273.2	263.5	246.7	237.0	237.0
30°	1879.1	1814.0	1604.4	791.5	287.9	248.2	242.1	227.4	204.5	191.8	191.8
32.5°	1977.8	1903.5	1596.3	555.5	238.6	218.2	204.0	183.6	158.7	146.5	146.0
35°	2128.9	2041.9	1538.3	364.2	210.6	189.7	166.8	141.9	120.1	109.9	109.4
37.5°	2332.3	2227.0	1408.0	260.4	188.7	163.3	135.8	108.4	92.1	85.5	85.0
40°	2596.3	2442.2	1221.9	211.1	168.4	137.9	104.8	83.9	72.7	67.7	68.2
42.5°	2913.3	2672.6	998.6	182.1	148.5	113.4	81.9	66.1	59.0	55.4	54.4
45°	3265.3	2900.0	764.6	162.3	128.7	91.6	64.1	52.4	46.8	44.8	44.8
47.5°	3652.4	3121.3	559.6	145.0	107.3	70.7	51.4	42.7	38.2	36.6	36.1
50°	4003.9	3274.9	403.4	126.7	88.0	56.0	41.7	35.6	32.6	30.5	30.5
52.5°	4296.9	3323.3	297.1	106.8	71.2	44.8	34.6	30.5	27.5	25.9	25.9
55°	4554.8	3303.4	220.8	88.0	57.5	36.6	29.5	25.9	23.4	21.9	21.9
57.5°	4802.0	3239.3	164.8	71.7	46.3	29.5	24.9	21.9	19.3	18.3	18.3
60°	5004.0	3132.5	122.6	58.0	37.1	23.9	20.9	17.8	15.8	14.2	14.2
62.5°	5167.8	3014.5	90.0	47.8	29.5	18.8	16.3	14.8	11.7	10.2	10.2
65°	5168.8	2818.6	67.7	39.7	22.9	14.8	12.2	11.7	7.6	6.1	5.6
67.5°	4794.9	2430.0	51.9	34.1	17.8	11.2	9.2	9.7	4.1	2.5	2.0
68°	4659.1	2331.3	48.8	33.6	16.8	10.7	8.6	9.7	3.6	2.0	1.5
70°	3928.1	1854.7	39.2	32.6	14.8	8.1	7.1	9.7	3.1	1.5	1.0
72.5°	2512.4	1076.4	29.0	25.9	11.2	6.1	4.6	8.6	3.1	1.0	0.5
75°	1069.3	333.7	19.8	18.3	6.6	4.6	3.1	5.6	2.0	0.5	0.0
77.5°	225.3	75.3	11.7	11.2	4.6	3.1	2.0	1.5	0.5	0.0	0.0
80°	58.0	21.9	6.1	5.6	2.5	1.5	1.0	0.0	0.0	0.0	0.0
82.5°	18.3	8.6	3.6	2.5	1.0	0.0	0.0	0.0	0.0	0.0	0.0
85°	9.2	5.1	2.0	1.0	0.0	0.0	0.0	0.0	0.0	0.0	0.0
87.5°	5.1	1.5	0.5	0.0	0.0	0.0	0.0	0.0	0.0	0.0	0.0
90°	0.0	0.0	0.0	0.0	0.0	0.0	0.0	0.0	0.0	0.0	0.0

Signify Classified - Internal
Cooper Lighting Solutions Photometric Lab
1121 Highway 74 South
Peachtree City, GA 30269

Scaled Data Report



Report Generated By 670245982

Signify Classified - Internal
Cooper Lighting Solutions Photometric Lab
1121 Highway 74 South
Peachtree City, GA 30269

Scaled Data Report



Signify Classified - Internal
Cooper Lighting Solutions Photometric Lab
1121 Highway 74 South
Peachtree City, GA 30269

Scaled Data Report



Signify Classified - Internal
Cooper Lighting Solutions Photometric Lab
1121 Highway 74 South
Peachtree City, GA 30269

Scaled Data Report



Signify Classified - Internal
Cooper Lighting Solutions Photometric Lab
1121 Highway 74 South
Peachtree City, GA 30269

Scaled Data Report



--- HS — SS

Signify Classified - Internal
Cooper Lighting Solutions Photometric Lab
1121 Highway 74 South
Peachtree City, GA 30269

Scaled Data Report



u

Signify Classified - Internal
Cooper Lighting Solutions Photometric Lab
1121 Highway 74 South
Peachtree City, GA 30269

Scaled Data Report



Signify Classified - Internal
Cooper Lighting Solutions Photometric Lab
1121 Highway 74 South
Peachtree City, GA 30269

Scaled Data Report



(END OF REPORT)